HYDRAULIC HOSE

Hose I.D. (in)	Model Number		Hose End Fittings	Operating Pressure (psi)	Hose Length (ft)	Hose Oil Capacity (in³)
	Rubber	Thermo-Plastic				
1/4″	CS1414	–	¼″-18NPTF	10,000	6	3.53
	CS3814	CT3814	⅜″-18NPTF	10,000	6	3.53
	CS3814A	–	⅜″-18NPTF	10,000	2	1.18
	CS3814B	CT3814B	⅜″-18NPTF	10,000	3	1.77
	CS3814C	CT3814C	⅜″-18NPTF	10,000	10	5.89
	CS3814D	CT3814D	⅜″-18NPTF	10,000	20	11.78
	–	CT3814E	⅜″-18NPTF	10,000	30	17.76
3/8″	CS1438	–	¼″-18NPTF	10,000	6	8.08
	CS3838	CT3838	⅜″-18NPTF	10,000	6	7.95
	CS3838C	CT3838C	⅜″-18NPTF	10,000	10	13.25
	CS3838D	CT3838D	⅜″-18NPTF	10,000	20	26.51
	–	CT3838E	⅜″-18NPTF	10,000	30	39.76
	CS3838F	-	⅜″-18NPTF	10,000	50	66.25

HYDRAULIC COUPLERS

CH38

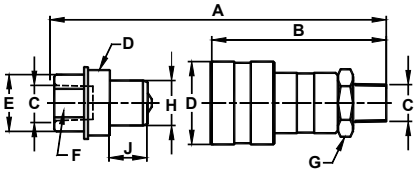

CR38

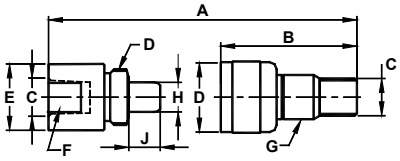

CFS38

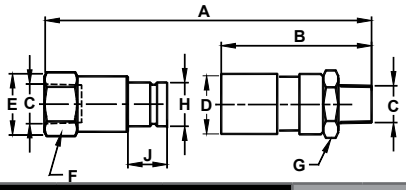

CRZ14

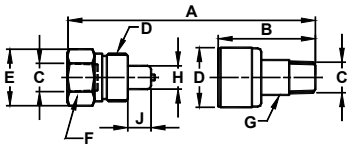

Coupler Type	Model Number			Dimensions (in)								
	Complete Set	Male Half	Female Half	A*	B	C	D	E	F	G	H	J
High-Flow Coupler	CH38**	CH38M	CH38F	3.35	2.84	⅜″-18NPTF	1-3/16″-16	1.10	0.94	1.00	0.75	0.63
Flush-Face Coupler	CFS38	CFS38M	CFS38F	4.36	2.85	⅜″-18NPTF	1.19	1.21	1.06	1.12	0.79	0.63
Regular-Flow Coupler	CR38**	CR38M	CR38F	3.15	2.20	⅜″-18NPTF	15/16″-20	1.04	0.94	0.73	0.50	0.53
Zinc Coupler	CRZ14	CRZ14M	CRZ14F	2.42	1.67	¼″-18NPTF	13/16″-20	0.95	0.83	0.58	0.39	0.35

* Value A is total length when male and female couplers are connected.**Plastic Dust Cover, CDC38, sold separately

HOSE SETS

Hose I.D. (in)	Hose Model	Hose Length (ft)	Coupler		
			CH38M	CR38M	CRZ14M
1/4″ Rubber	CS3814B	3	CS3814BM	CS3814BRM	-
	CS3814	6	CS3814M	-	CS3814QM
	CS3814C	10	CS3814CM	CS3814CRM	-
	CS3814D	20	CS3814DM	CS3814DRM	-
3/8″ Rubber	CS3838	6	CS3838M	-	-
	CS3838C	10	CS3838CM	-	-
	CS3838D	20	CS3838DM	-	-
	CS3838F	50	CS3838FM	-	-
1/4″ Thermo Plastic	CT3814	6	CT3814M	-	-
	CT3814C	10	CT3814CM	-	-

PLASTIC DUST COVER

- Works with CH38 and CR38 coupler
- Helps keep hydraulic oil clean for long equipment life.

CDC38